

NEW MEXICO
DUAL CREDIT PROGRAM FOR
ACADEMIC YEAR 2015-2016

New Mexico Higher Education Department
Planning & Research Division


Types of Dual Credit Data Collected

2

- SSN
- STARS ID
- Demographic
 - ▣ Name
 - ▣ Ethnicity
 - ▣ Gender
 - ▣ Birth date
- High School ACT code
- Postsecondary Institution
- Type of Courses Taken
- Credit Hours
- Grades
- Year of High School Graduation
- Methods of Course Delivery
- Course Location

Dual Credit Enrollment Information

3

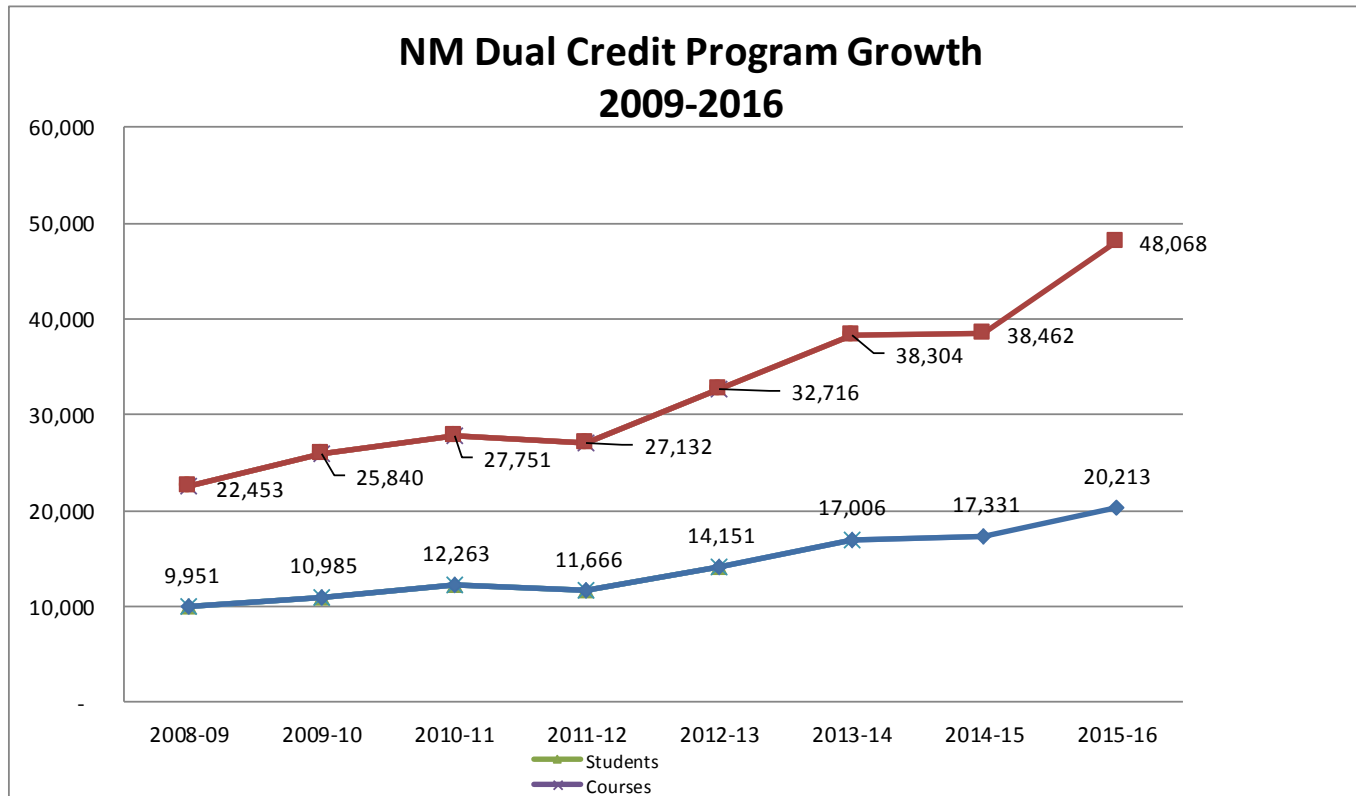
- Summer 2015
 - 2,259 Students *
 - 3,388 Records **
 - Fall 2015
 - 13,584 Students *
 - 21,927 Records**
 - Spring 2016
 - 13,773 Students *
 - 22,753 Records**
- 
- Academic Year 2015-2016
 - 20,213 Unique Students ***
 - 11,077 Female Students
 - 9,136 Male Students

*The number of students represent distinct head count for a dual credit student for each semester.

**Records refer to number of courses each student can take in a given semester (e.g one student can take three classes so there will be three records).

*** For AY15-16, unique students refer to distinct students that were taking DC courses in any semester and enrolled by census. DC students (an additional 487) that registered after census have not been included as no demographic information (ethnicity, gender) is available. There were (20,700) unique students in total for AY15-16

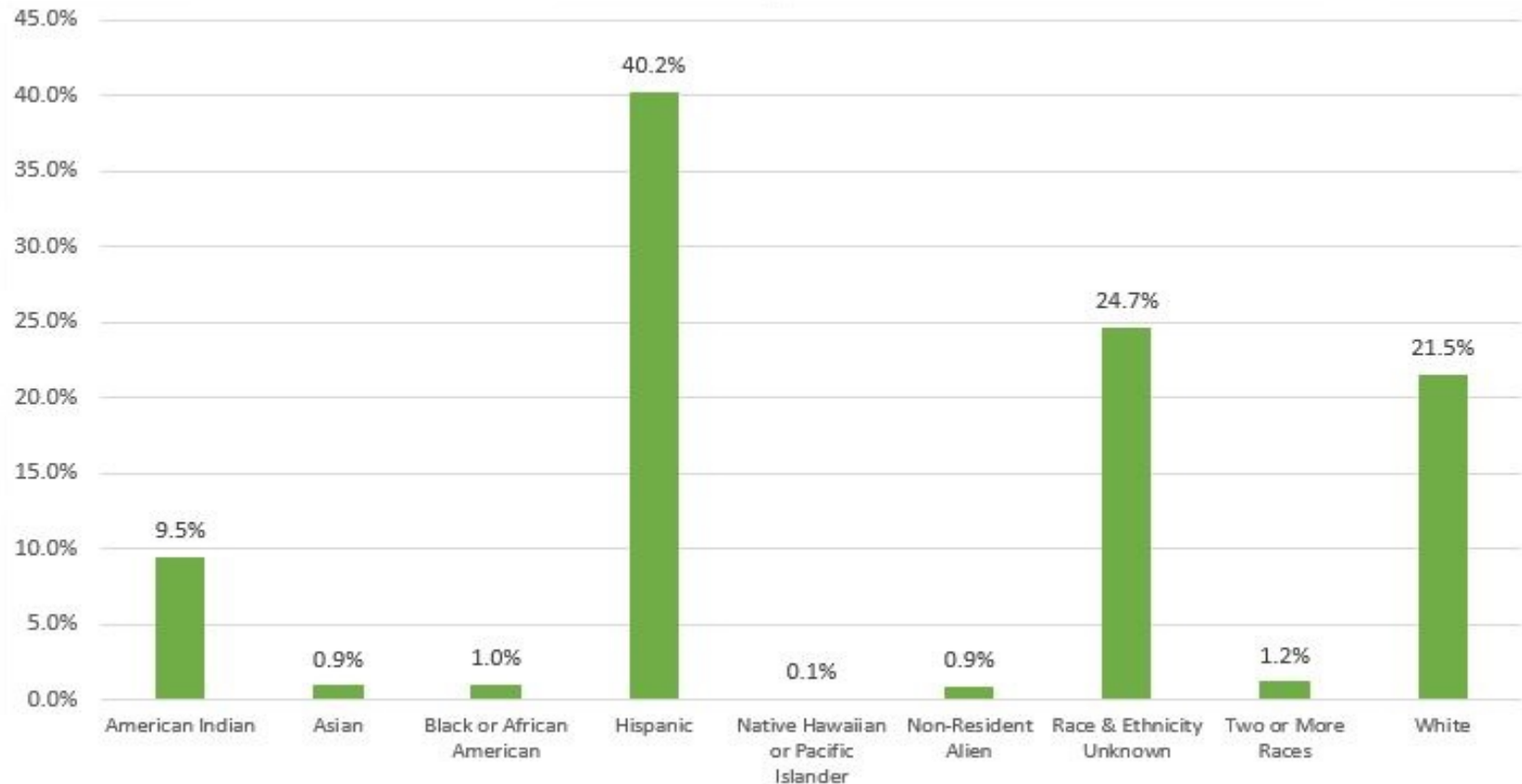
NM Dual Credit Program Growth



Dual Credit Enrollment By Ethnicity

AY15-16

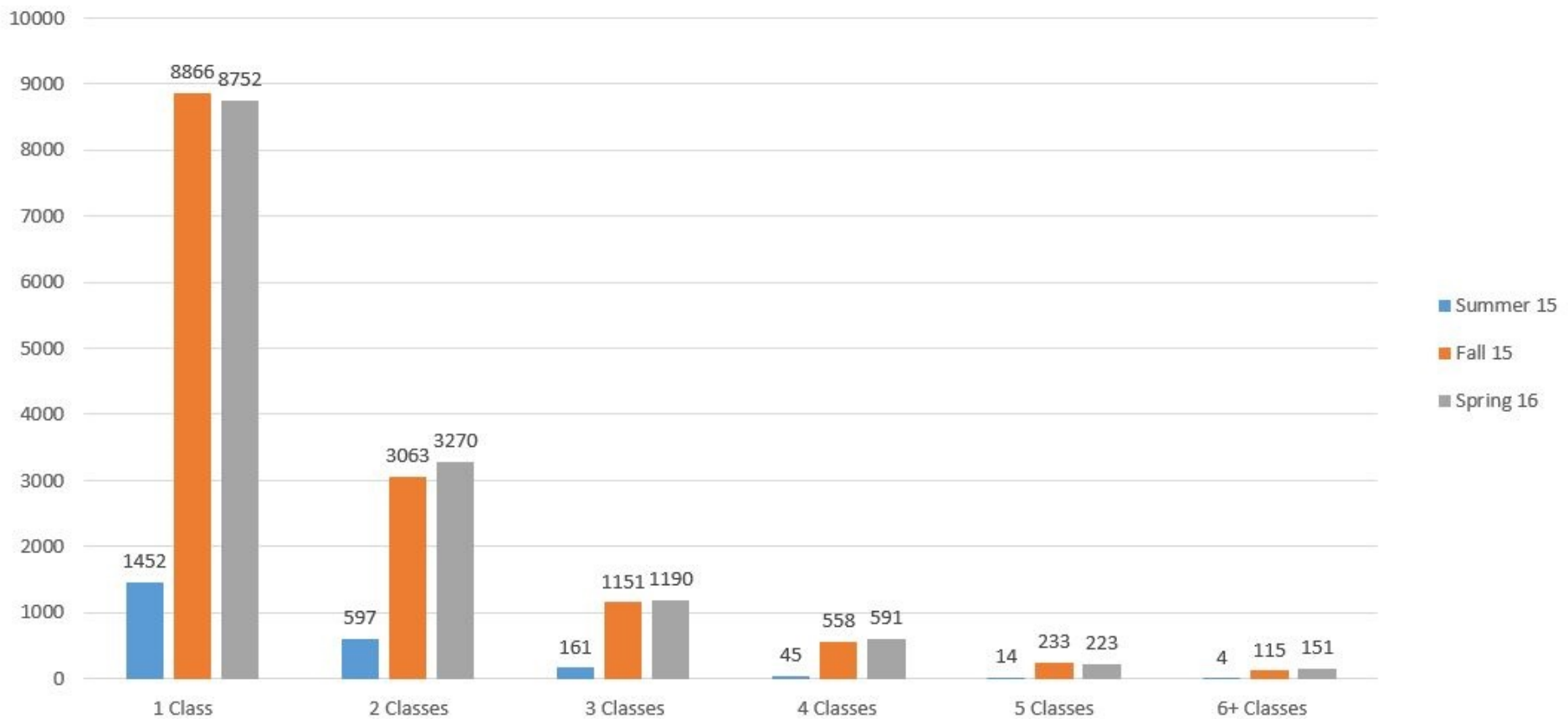
5



Non-resident generally refers to a student who is not a U.S. citizen or does not have a permanent resident status. Native Hawaiian includes Pacific Islander. Data is being reported under the new ethnicity guidelines. Distinct student count within each Academic Year (Summer 15, Fall 15, and Spring 16)

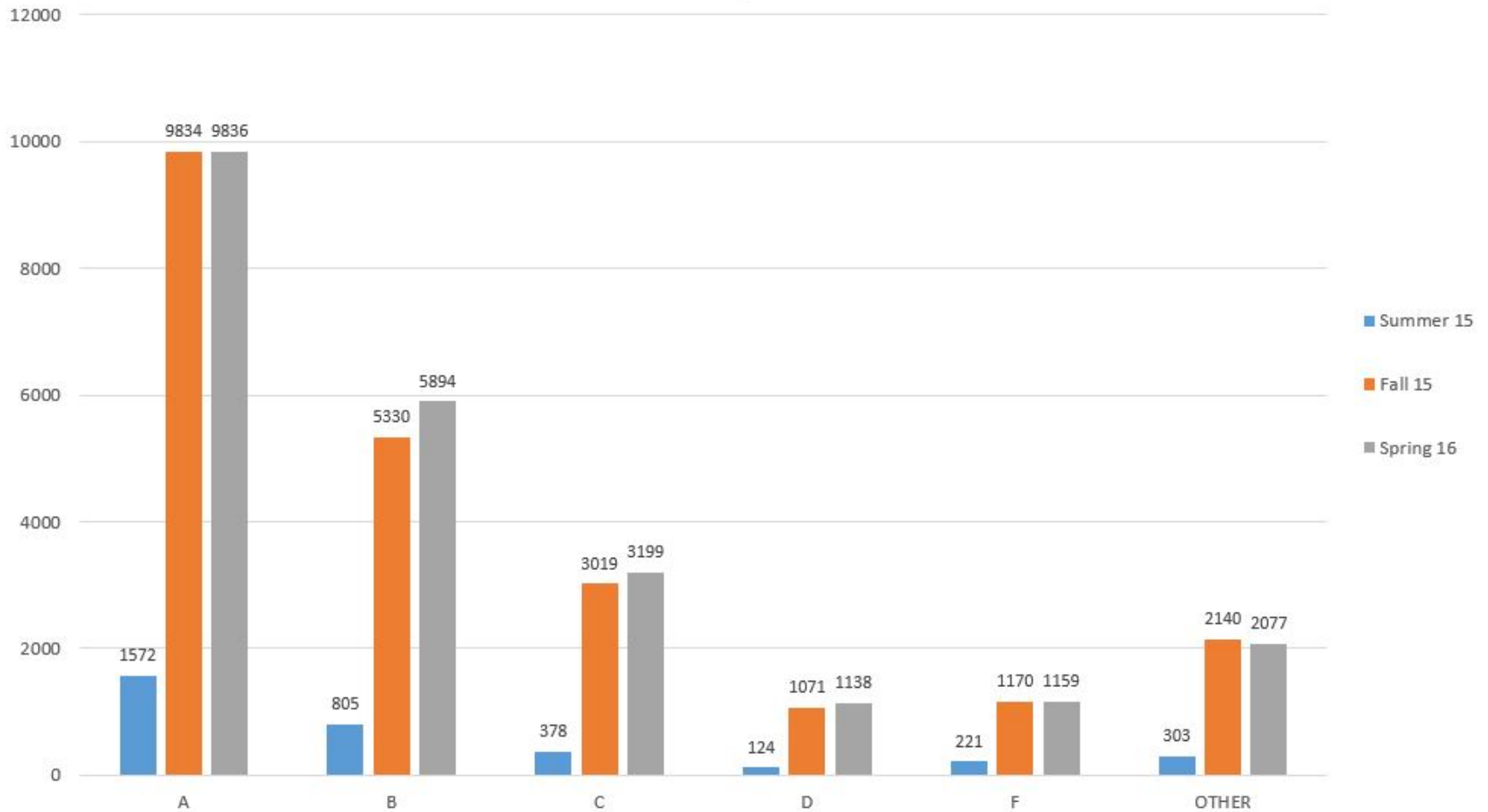
Number of Classes Taken AY15-16

6



Course Grade Distribution

7

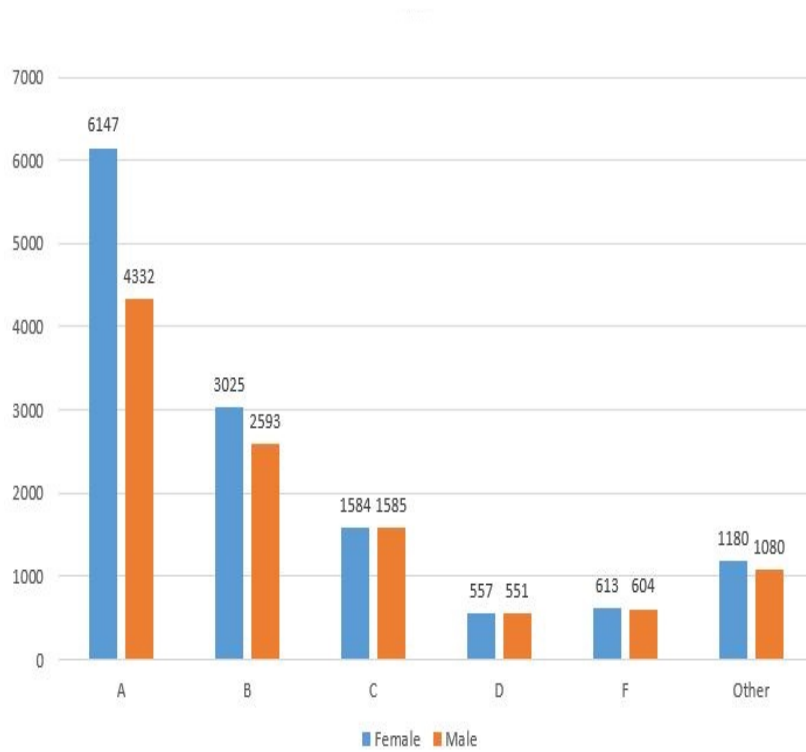


OTHER includes Pass / Fail, Credit / No Credit, Withdrawals, No Grade, Audit grades that do not count towards GPA calculation

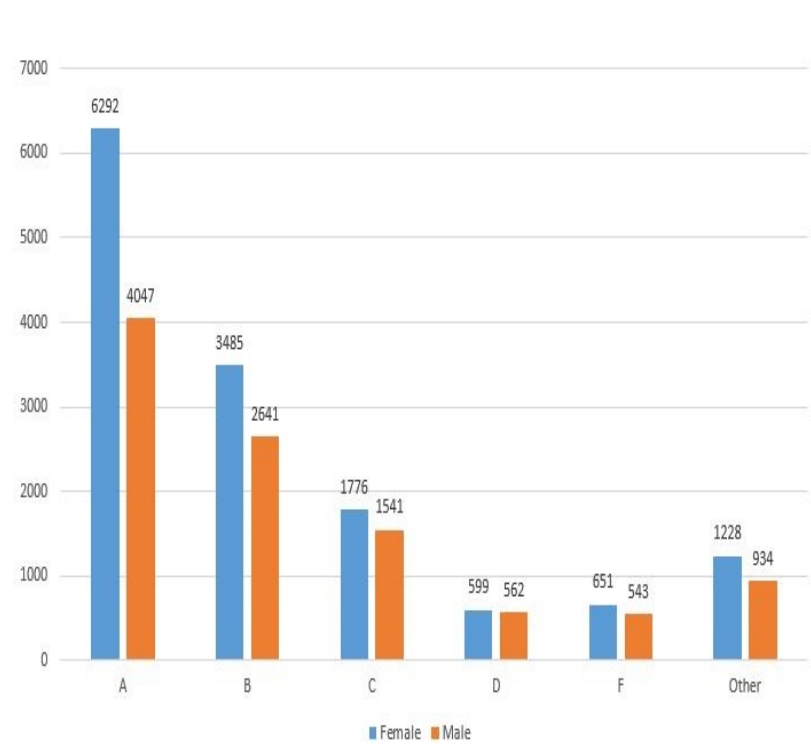
Course Grade Distribution by Gender

8

Fall 2015

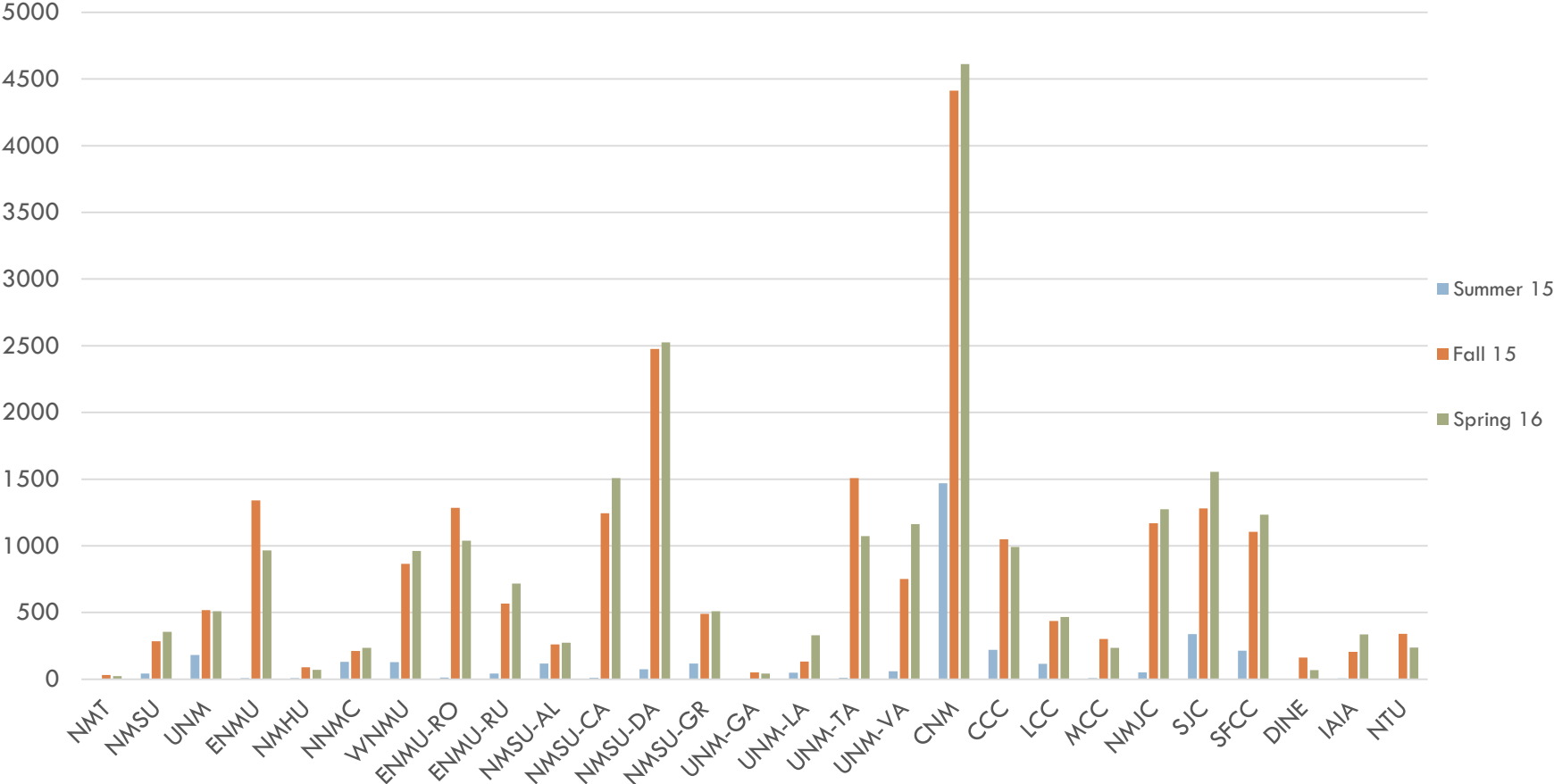


Spring 2016



OTHER includes Pass / Fail, Credit / No Credit, Withdrawals, No Grade, etc.

Dual Credit Enrollment at Postsecondary Institutions



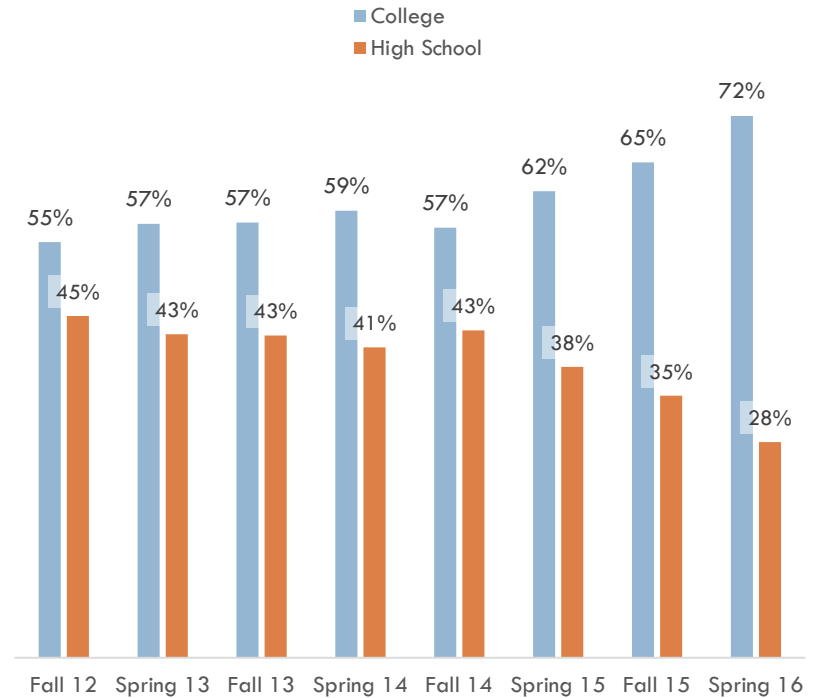
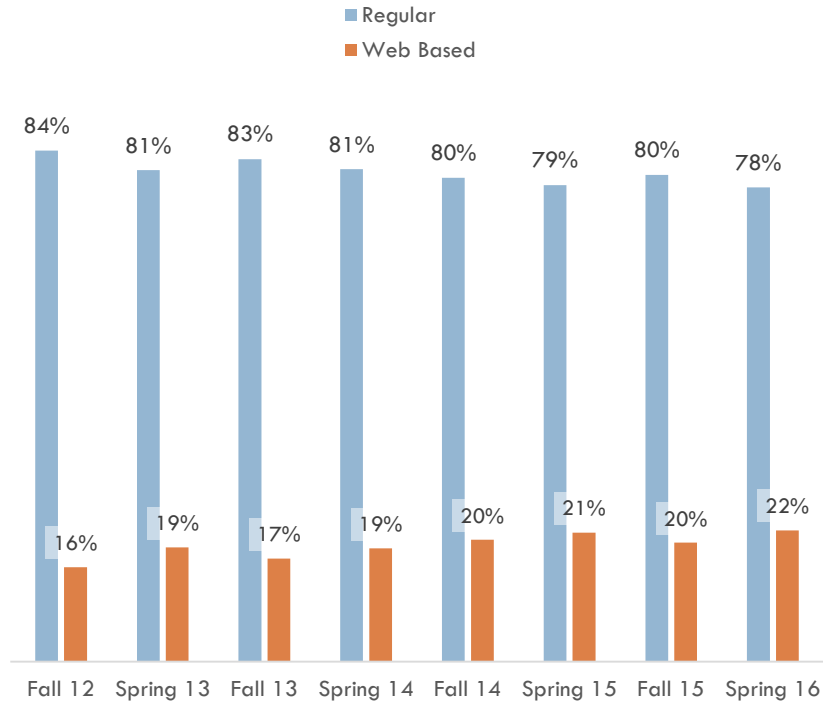
Complete list of institution abbreviation available on the last slide of this presentation. Data labels are not being provided at this time as some of them are less than 10.

Course Delivery and Course Location

10

Online vs. Regular Instruction

High School vs. College Campus



Subject Area of Dual Credit Courses : Summer 2015

11

CIP refers to Classification of Instructional Program, a federal classification system of courses by subject area

CIP Codes	Title	Enrollment
03	NATURAL RESOURCES AND CONSERVATION.	3
05	AREA, ETHNIC, CULTURAL, GENDER, AND GROUP STUDIES.	11
09	COMMUNICATION, JOURNALISM, AND RELATED PROGRAMS.	123
10	COMMUNICATIONS TECHNOLOGIES/TECHNICIANS AND SUPPORT SERVICES.	39
11	COMPUTER AND INFORMATION SCIENCES AND SUPPORT SERVICES.	244
12	PERSONAL AND CULINARY SERVICES.	20
13	EDUCATION.	19
14	ENGINEERING.	1
15	ENGINEERING TECHNOLOGIES AND ENGINEERING-RELATED FIELDS.	9
16	FOREIGN LANGUAGES, LITERATURES, AND LINGUISTICS.	291
19	FAMILY AND CONSUMER SCIENCES/HUMAN SCIENCES.	61
22	LEGAL PROFESSIONS AND STUDIES.	3
23	ENGLISH LANGUAGE AND LITERATURE/LETTERS.	336
24	LIBERAL ARTS AND SCIENCES, GENERAL STUDIES AND HUMANITIES.	113
26	BIOLOGICAL AND BIOMEDICAL SCIENCES.	125
27	MATHEMATICS AND STATISTICS.	378
30	MULTI/INTERDISCIPLINARY STUDIES.	20
31	PARKS, RECREATION, LEISURE, AND FITNESS STUDIES.	21
32	BASIC SKILLS AND DEVELOPMENTAL/REMEDIATION EDUCATION.	62
36	LEISURE AND RECREATIONAL ACTIVITIES.	12
37	PERSONAL AWARENESS AND SELF-IMPROVEMENT.	96
38	PHILOSOPHY AND RELIGIOUS STUDIES.	61
40	PHYSICAL SCIENCES.	182
41	SCIENCE TECHNOLOGIES/TECHNICIANS.	5
42	PSYCHOLOGY.	264
43	HOMELAND SECURITY, LAW ENFORCEMENT, FIREFIGHTING AND RELATED PROTECTIVE SERVICES.	21
44	PUBLIC ADMINISTRATION AND SOCIAL SERVICE PROFESSIONS.	2
45	SOCIAL SCIENCES.	193
46	CONSTRUCTION TRADES.	4
47	MECHANIC AND REPAIR TECHNOLOGIES/TECHNICIANS.	12
48	PRECISION PRODUCTION.	11
49	TRANSPORTATION AND MATERIALS MOVING.	2
50	VISUAL AND PERFORMING ARTS.	321
51	HEALTH PROFESSIONS AND RELATED PROGRAMS.	128
52	BUSINESS, MANAGEMENT, MARKETING, AND RELATED SUPPORT SERVICES.	47
54	HISTORY.	163

Subject Area of Dual Credit Courses :

Fall 2015

12

CIP refers to Classification of Instructional Program, a federal classification system of courses by subject area

CIP Codes	Title	Enrollment
01	AGRICULTURE, AGRICULTURE OPERATIONS, AND RELATED SCIENCES.	795
03	NATURAL RESOURCES AND CONSERVATION.	24
04	ARCHITECTURE AND RELATED SERVICES.	2
05	AREA, ETHNIC, CULTURAL, GENDER, AND GROUP STUDIES.	42
09	COMMUNICATION, JOURNALISM, AND RELATED PROGRAMS.	405
10	COMMUNICATIONS TECHNOLOGIES/TECHNICIANS AND SUPPORT SERVICES.	226
11	COMPUTER AND INFORMATION SCIENCES AND SUPPORT SERVICES.	879
12	PERSONAL AND CULINARY SERVICES.	286
13	EDUCATION.	425
14	ENGINEERING.	90
15	ENGINEERING TECHNOLOGIES AND ENGINEERING-RELATED FIELDS.	639
16	FOREIGN LANGUAGES, LITERATURES, AND LINGUISTICS.	1206
19	FAMILY AND CONSUMER SCIENCES/HUMAN SCIENCES.	96
22	LEGAL PROFESSIONS AND STUDIES.	19
23	ENGLISH LANGUAGE AND LITERATURE/LETTERS.	1819
24	LIBERAL ARTS AND SCIENCES, GENERAL STUDIES AND HUMANITIES.	1019
26	BIOLOGICAL AND BIOMEDICAL SCIENCES.	1101
27	MATHEMATICS AND STATISTICS.	1826
30	MULTI/INTERDISCIPLINARY STUDIES.	162
31	PARKS, RECREATION, LEISURE, AND FITNESS STUDIES.	15
32	BASIC SKILLS AND DEVELOPMENTAL/REMEDIATION EDUCATION.	107
34	HEALTH-RELATED KNOWLEDGE AND SKILLS.	9
36	LEISURE AND RECREATIONAL ACTIVITIES.	11
37	PERSONAL AWARENESS AND SELF-IMPROVEMENT.	1174
38	PHILOSOPHY AND RELIGIOUS STUDIES.	152
39	THEOLOGY AND RELIGIOUS VOCATIONS.	1
40	PHYSICAL SCIENCES.	1198
41	SCIENCE TECHNOLOGIES/TECHNICIANS.	118
42	PSYCHOLOGY.	928
43	HOMELAND SECURITY, LAW ENFORCEMENT, FIREFIGHTING AND RELATED PROTECTIVE	482
44	PUBLIC ADMINISTRATION AND SOCIAL SERVICE PROFESSIONS.	185
45	SOCIAL SCIENCES.	1063
46	CONSTRUCTION TRADES.	266
47	MECHANIC AND REPAIR TECHNOLOGIES/TECHNICIANS.	427
48	PRECISION PRODUCTION.	813
49	TRANSPORTATION AND MATERIALS MOVING.	4
50	VISUAL AND PERFORMING ARTS.	1277
51	HEALTH PROFESSIONS AND RELATED PROGRAMS.	1236
52	BUSINESS, MANAGEMENT, MARKETING, AND RELATED SUPPORT SERVICES.	1015
54	HISTORY.	1022

Subject Area of Dual Credit Courses :

Spring 2016

13

CIP refers to Classification of Instructional Program, a federal classification system of courses by subject area

CIP Codes	Title	Enrollment
01	AGRICULTURE, AGRICULTURE OPERATIONS, AND RELATED SCIENCES.	498
03	NATURAL RESOURCES AND CONSERVATION.	44
04	ARCHITECTURE AND RELATED SERVICES.	9
05	AREA, ETHNIC, CULTURAL, GENDER, AND GROUP STUDIES.	52
09	COMMUNICATION, JOURNALISM, AND RELATED PROGRAMS.	501
10	COMMUNICATIONS TECHNOLOGIES/TECHNICIANS AND SUPPORT SERVICES.	225
11	COMPUTER AND INFORMATION SCIENCES AND SUPPORT SERVICES.	1381
12	PERSONAL AND CULINARY SERVICES.	403
13	EDUCATION.	434
14	ENGINEERING.	127
15	ENGINEERING TECHNOLOGIES AND ENGINEERING-RELATED FIELDS.	679
16	FOREIGN LANGUAGES, LITERATURES, AND LINGUISTICS.	1292
19	FAMILY AND CONSUMER SCIENCES/HUMAN SCIENCES.	186
22	LEGAL PROFESSIONS AND STUDIES.	31
23	ENGLISH LANGUAGE AND LITERATURE/LETTERS.	2043
24	LIBERAL ARTS AND SCIENCES, GENERAL STUDIES AND HUMANITIES.	839
26	BIOLOGICAL AND BIOMEDICAL SCIENCES.	1247
27	MATHEMATICS AND STATISTICS.	1627
30	MULTI/INTERDISCIPLINARY STUDIES.	259
31	PARKS, RECREATION, LEISURE, AND FITNESS STUDIES.	34
32	BASIC SKILLS AND DEVELOPMENTAL/REMEDIAL EDUCATION.	80
34	HEALTH-RELATED KNOWLEDGE AND SKILLS.	3
36	LEISURE AND RECREATIONAL ACTIVITIES.	23
37	PERSONAL AWARENESS AND SELF-IMPROVEMENT.	841
38	PHILOSOPHY AND RELIGIOUS STUDIES.	196
40	PHYSICAL SCIENCES.	1231
41	SCIENCE TECHNOLOGIES/TECHNICIANS.	154
42	PSYCHOLOGY.	1070
43	HOMELAND SECURITY, LAW ENFORCEMENT, FIREFIGHTING AND RELATED PROTECTIVE SERVICES.	517
44	PUBLIC ADMINISTRATION AND SOCIAL SERVICE PROFESSIONS.	147
45	SOCIAL SCIENCES.	1075
46	CONSTRUCTION TRADES.	268
47	MECHANIC AND REPAIR TECHNOLOGIES/TECHNICIANS.	364
48	PRECISION PRODUCTION.	651
49	TRANSPORTATION AND MATERIALS MOVING.	10
50	VISUAL AND PERFORMING ARTS.	1454
51	HEALTH PROFESSIONS AND RELATED PROGRAMS.	1413
52	BUSINESS, MANAGEMENT, MARKETING, AND RELATED SUPPORT SERVICES.	893
54	HISTORY.	1002

Institutional Abbreviation

Abbreviation		Institution and Campus Name	
Institution	Campus	Institution	Campus
CCC		Clovis Community College	Main
CNM		Central New Mexico Community College	Main
ENMU		Eastern New Mexico University	Main
ENMU	RO	Eastern New Mexico University	Roswell Branch
ENMU	RU	Eastern New Mexico University	Ruidoso Center
LCC		Luna Community College	Main
MCC		Mesa lands Community College	Main
NMHU		New Mexico Highlands University	Main
NMIMT		New Mexico Institute of Mining & Tech	Main
NMJC		New Mexico Junior College	Main
NMSU		New Mexico State University	Main
NMSU	AL	New Mexico State University	Alamogordo Branch
NMSU	CA	New Mexico State University	Carlsbad Branch
NMSU	GA	New Mexico State University	Grants Branch
NMSU	DA	New Mexico State University	Dona Ana Branch
NNMC		Northern New Mexico College	Main
SFCC		Santa Fe Community College	Main
SJC		San Juan College	Main
UNM		University of New Mexico	Main
UNM	GR	University of New Mexico	Gallup Branch
UNM	LA	University of New Mexico	Los Alamos Branch
UNM	VA	University of New Mexico	Valencia Branch
UNM	TA	University of New Mexico	Taos Branch
WNMU		Western New Mexico University	Main
DINE		Dine College	Main
IAIA		Institute of American Indian Arts	Main
SIPI		Southwestern Indian Polytechnic Institute	Main
NTU		Navajo Technical University	Main