

NEW MEXICO
DUAL CREDIT PROGRAM FOR
ACADEMIC YEAR 2016-2017

New Mexico Higher Education Department
Planning & Research Division


Types of Dual Credit Data Collected

2

- SSN
- STARS ID
- Demographic
 - ▣ Name
 - ▣ Ethnicity
 - ▣ Gender
 - ▣ Birth date
- High School ACT code
- Postsecondary Institution
- Type of Courses Taken
- Credit Hours
- Grades
- Year of High School Graduation
- Methods of Course Delivery
- Course Location

Dual Credit Enrollment Information

3

- Summer 2016
 - 2,590 Students *
 - 3,852 Records **
 - Fall 2016
 - 15,149 Students *
 - 25,085 Records**
 - Spring 2017
 - 14,960 Students *
 - 25,137 Records**
- 
- Academic Year 2016-2017
 - 21,935 Unique Students ***
 - 11,889 Female Students
 - 10,046 Male Students

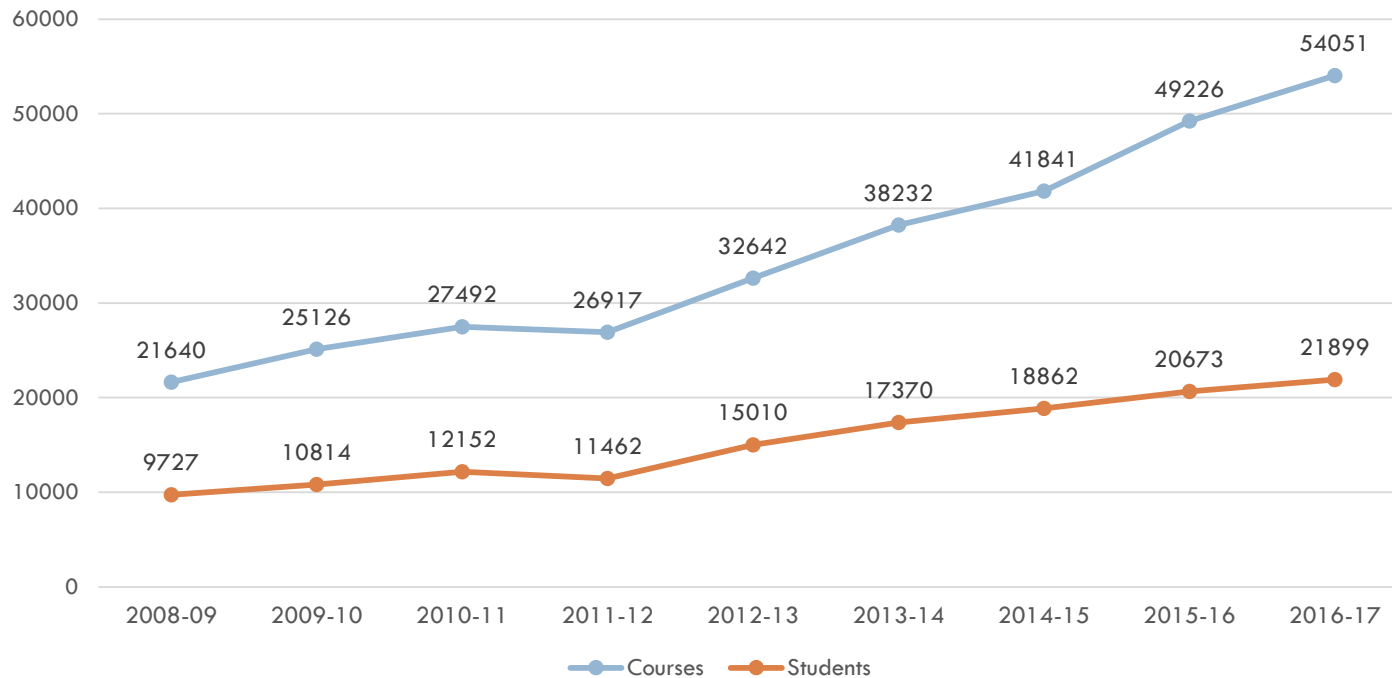
*The number of students represent distinct head count for a dual credit student for each semester.

**Records refer to number of courses each student can take in a given semester (e.g one student can take three classes so there will be three records).

*** For AY16-17, unique students refer to distinct students that were taking DC courses in any semester. There were (20,700) unique students in total for AY15-16

NM Dual Credit Program Growth

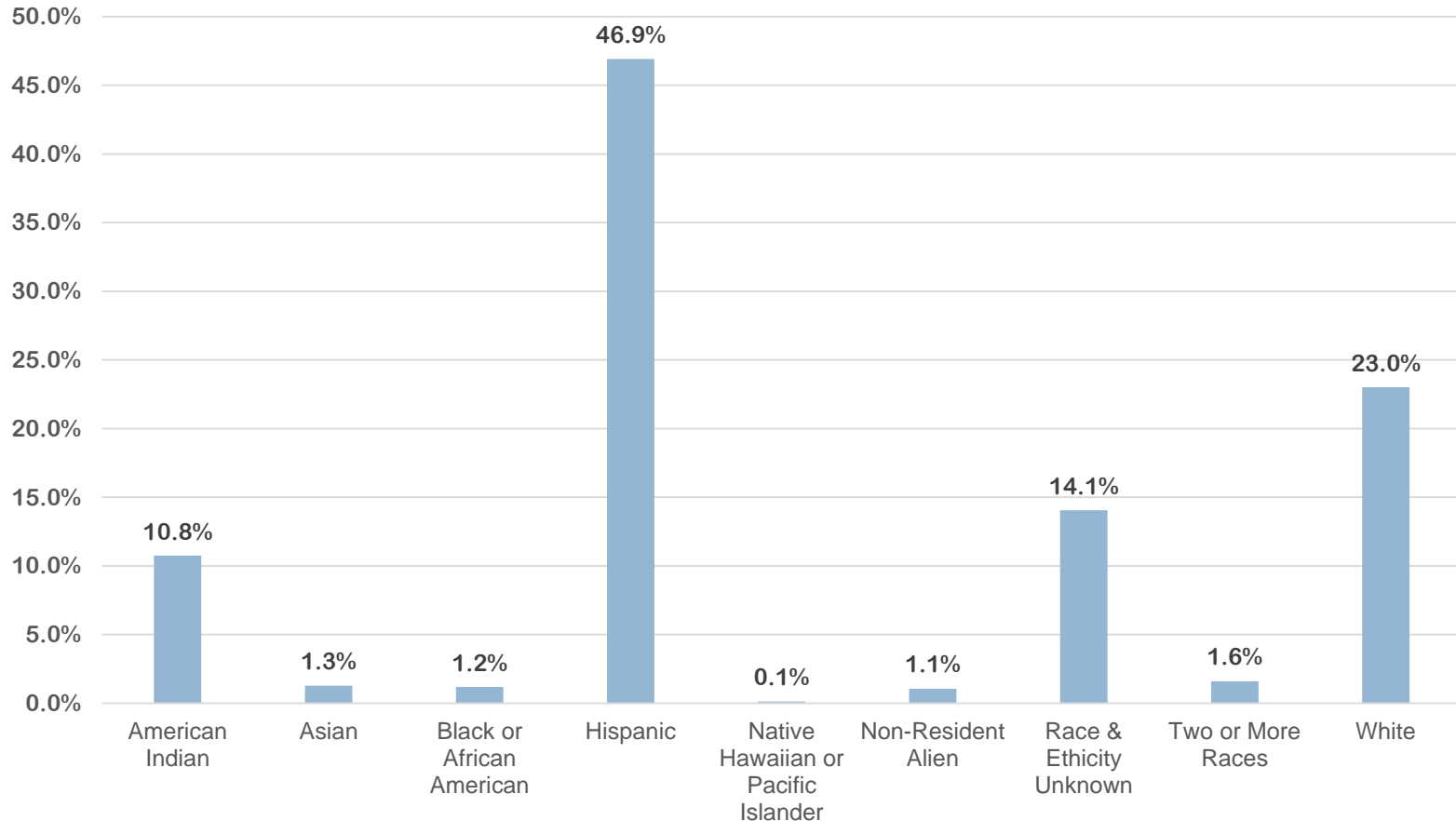
NM Dual Credit Program Growth
2009-2017



Dual Credit Enrollment By Ethnicity

AY16-17

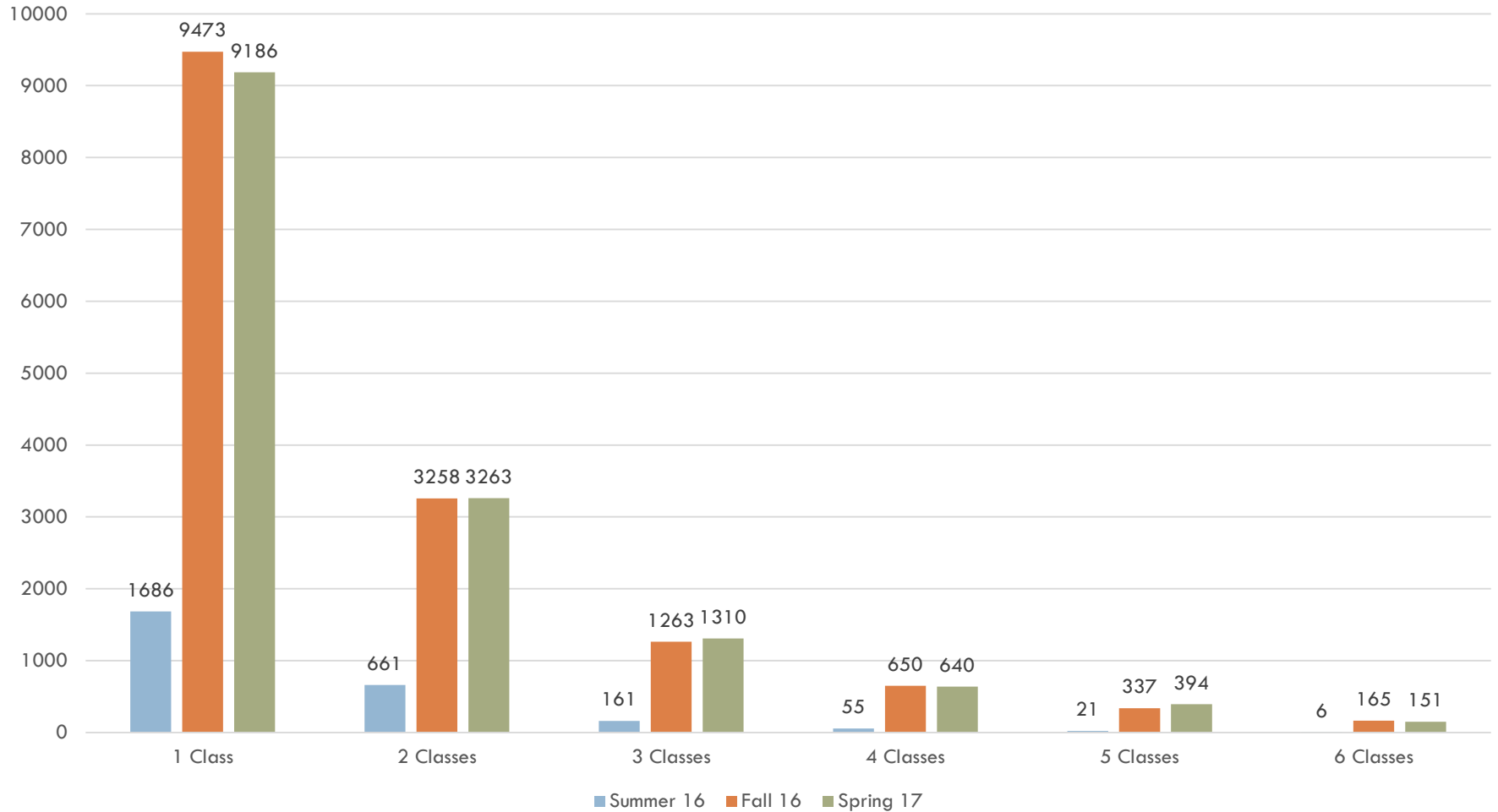
5



Non-resident generally refers to a student who is not a U.S. citizen or does not have a permanent resident status. Native Hawaiian includes Pacific Islander. Data is being reported under the new ethnicity guidelines. Distinct student count within each Academic Year (Summer 16, Fall 16, and Spring 17)

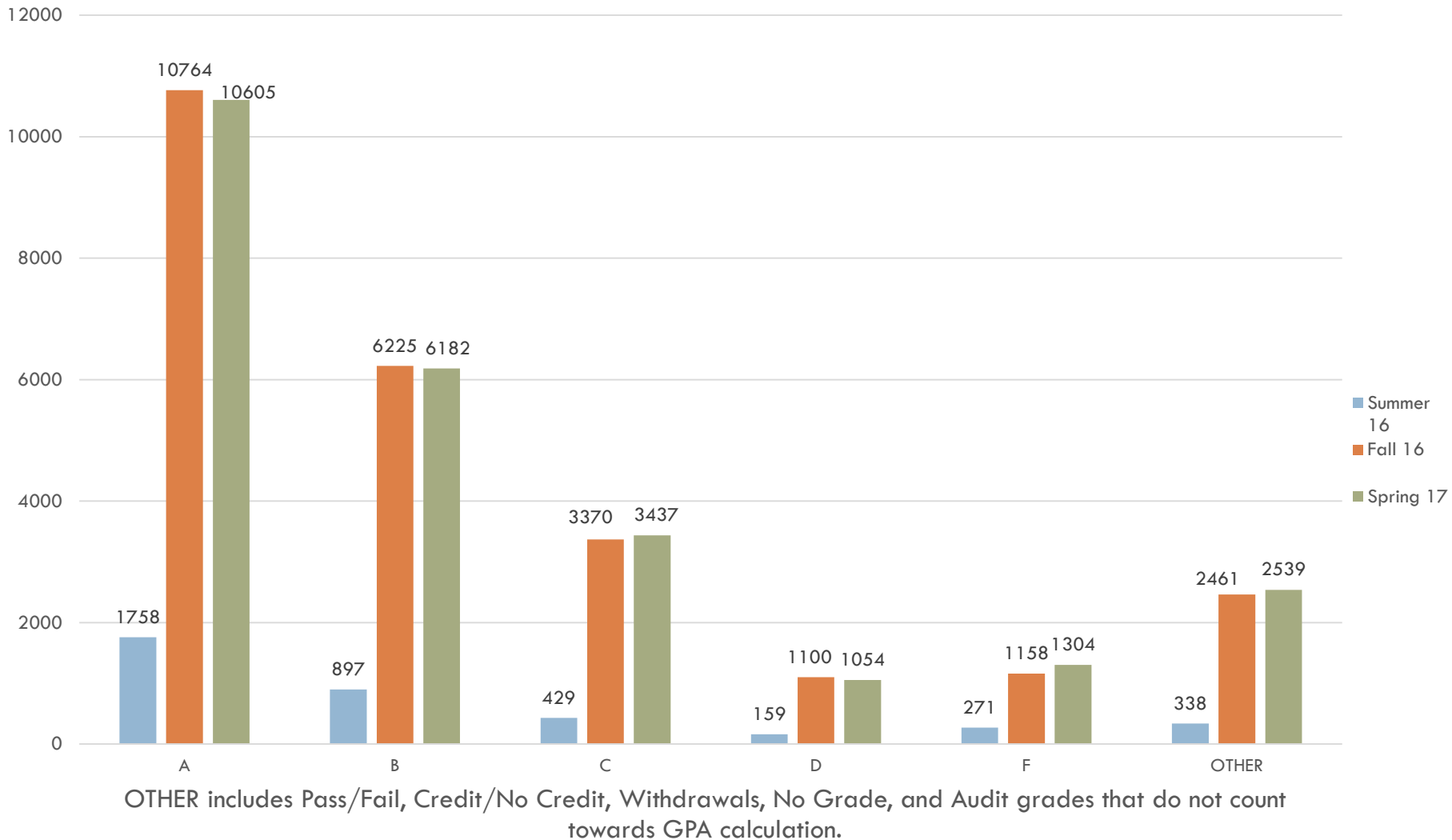
Number of Classes Taken AY16-17

6



Course Grade Distribution

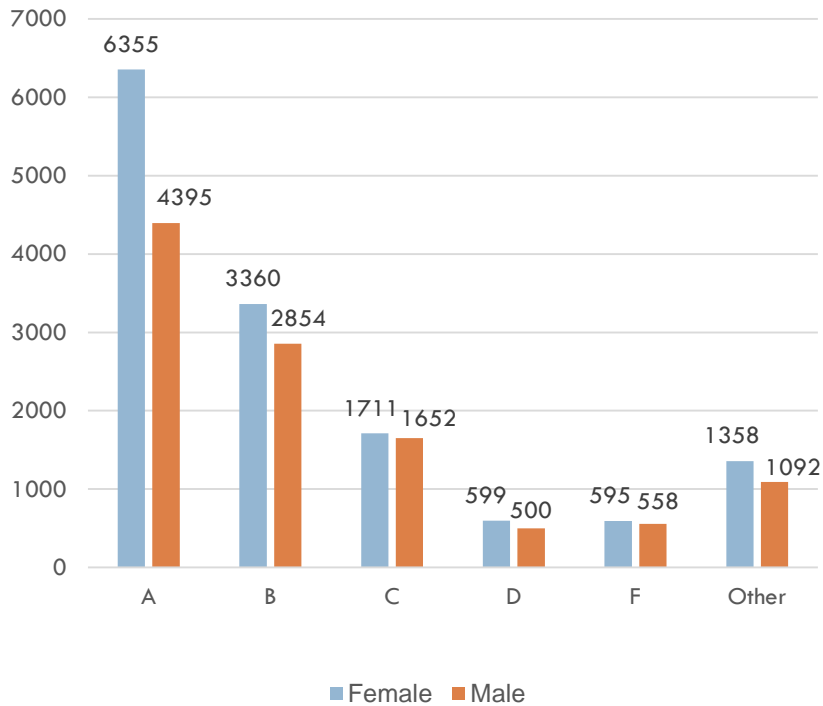
7



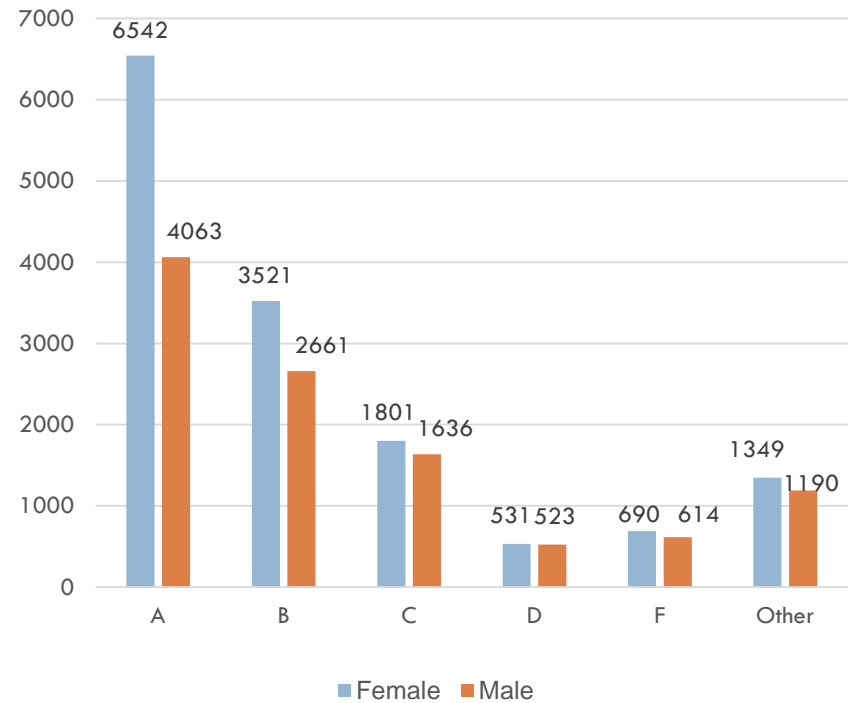
Course Grade Distribution by Gender

8

Fall 2016



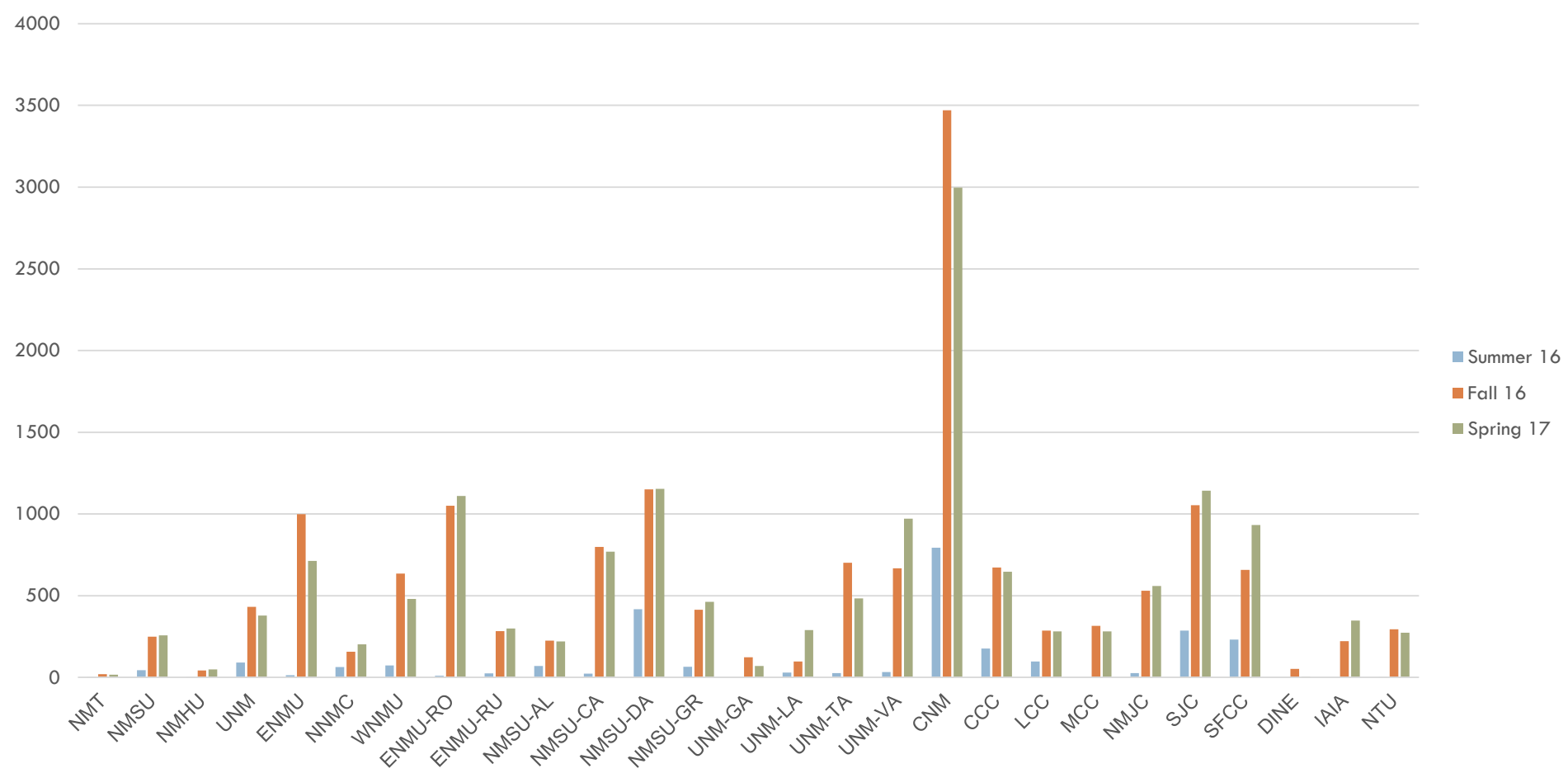
Spring 2017



OTHER includes Pass / Fail, Credit / No Credit, Withdrawals, No Grade, etc.

Dual Credit Enrollment at Postsecondary Institutions

9

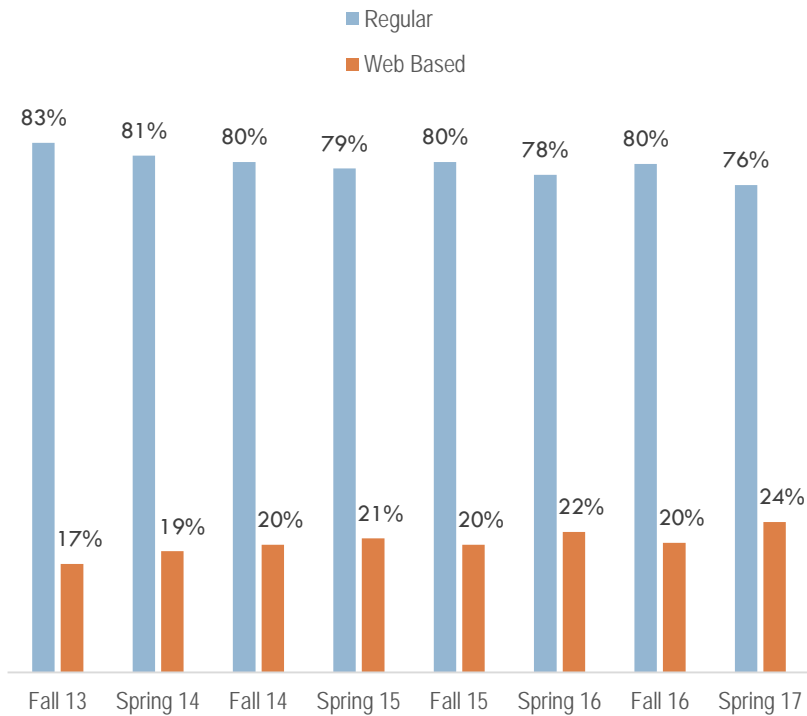


Complete list of institution abbreviation available on the last slide of this presentation. Data labels are not being provided at this time as some of them are less than 10.

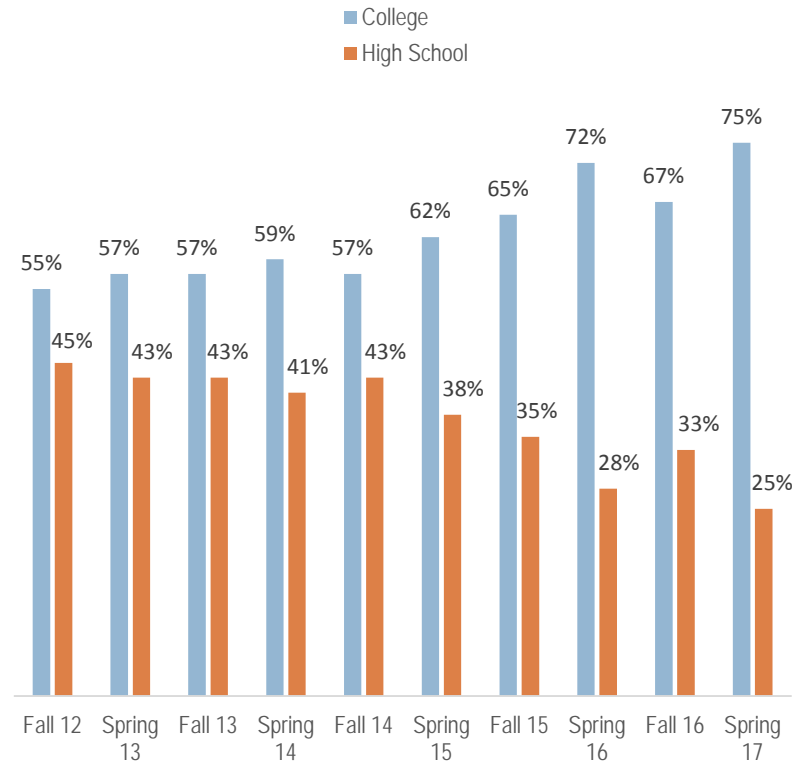
Course Delivery and Course Location

10

Online vs. Regular Instruction



High School vs. College Campus



Subject Area of Dual Credit Courses : Summer 2016

11

CIP refers to Classification of Instructional Program, a federal classification system of courses by subject area

CIP Codes	Title	Enrollment
03	NATURAL RESOURCES AND CONSERVATION.	58
04	ARCHITECTURE AND RELATED SERVICES.	4
05	AREA, ETHNIC, CULTURAL, GENDER, AND GROUP STUDIES.	4
09	COMMUNICATION, JOURNALISM, AND RELATED PROGRAMS.	147
10	COMMUNICATIONS TECHNOLOGIES/TECHNICIANS AND SUPPORT SERVICES.	65
11	COMPUTER AND INFORMATION SCIENCES AND SUPPORT SERVICES.	151
12	PERSONAL AND CULINARY SERVICES.	19
13	EDUCATION.	29
14	ENGINEERING.	5
15	ENGINEERING TECHNOLOGIES AND ENGINEERING-RELATED FIELDS.	22
16	FOREIGN LANGUAGES, LITERATURES, AND LINGUISTICS.	295
19	FAMILY AND CONSUMER SCIENCES/HUMAN SCIENCES.	58
23	ENGLISH LANGUAGE AND LITERATURE/LETTERS.	535
24	LIBERAL ARTS AND SCIENCES, GENERAL STUDIES AND HUMANITIES.	68
26	BIOLOGICAL AND BIOMEDICAL SCIENCES.	131
27	MATHEMATICS AND STATISTICS.	375
30	MULTI/INTERDISCIPLINARY STUDIES.	18
31	PARKS, RECREATION, LEISURE, AND FITNESS STUDIES.	14
32	BASIC SKILLS AND DEVELOPMENTAL/REMEDIAL EDUCATION.	19
36	LEISURE AND RECREATIONAL ACTIVITIES.	4
37	PERSONAL AWARENESS AND SELF-IMPROVEMENT.	93
38	PHILOSOPHY AND RELIGIOUS STUDIES.	58
40	PHYSICAL SCIENCES.	213
41	SCIENCE TECHNOLOGIES/TECHNICIANS.	35
42	PSYCHOLOGY.	338
43	HOMELAND SECURITY, LAW ENFORCEMENT, FIREFIGHTING AND RELATED PROTECTIVE SERVICES.	44
44	PUBLIC ADMINISTRATION AND SOCIAL SERVICE PROFESSIONS.	1
45	SOCIAL SCIENCES.	273
46	CONSTRUCTION TRADES.	10
47	MECHANIC AND REPAIR TECHNOLOGIES/TECHNICIANS.	43
48	PRECISION PRODUCTION.	17
50	VISUAL AND PERFORMING ARTS.	230
51	HEALTH PROFESSIONS AND RELATED PROGRAMS.	237
52	BUSINESS, MANAGEMENT, MARKETING, AND RELATED SUPPORT SERVICES.	57
54	HISTORY.	182

Subject Area of Dual Credit Courses :

Fall 2016

12

CIP refers to Classification of Instructional Program, a federal classification system of courses by subject area

CIP Codes	Title	Enrollment
01	AGRICULTURE, AGRICULTURE OPERATIONS, AND RELATED SCIENCES.	824
03	NATURAL RESOURCES AND CONSERVATION.	135
04	ARCHITECTURE AND RELATED SERVICES.	25
05	AREA, ETHNIC, CULTURAL, GENDER, AND GROUP STUDIES.	145
09	COMMUNICATION, JOURNALISM, AND RELATED PROGRAMS.	530
10	COMMUNICATIONS TECHNOLOGIES/TECHNICIANS AND SUPPORT SERVICES.	181
11	COMPUTER AND INFORMATION SCIENCES AND SUPPORT SERVICES.	998
12	PERSONAL AND CULINARY SERVICES.	365
13	EDUCATION.	463
14	ENGINEERING.	111
15	ENGINEERING TECHNOLOGIES AND ENGINEERING-RELATED FIELDS.	509
16	FOREIGN LANGUAGES, LITERATURES, AND LINGUISTICS.	1209
19	FAMILY AND CONSUMER SCIENCES/HUMAN SCIENCES.	113
22	LEGAL PROFESSIONS AND STUDIES.	2
23	ENGLISH LANGUAGE AND LITERATURE/LETTERS.	1772
24	LIBERAL ARTS AND SCIENCES, GENERAL STUDIES AND HUMANITIES.	1324
26	BIOLOGICAL AND BIOMEDICAL SCIENCES.	1156
27	MATHEMATICS AND STATISTICS.	2115
30	MULTI/INTERDISCIPLINARY STUDIES.	180
31	PARKS, RECREATION, LEISURE, AND FITNESS STUDIES.	21
32	BASIC SKILLS AND DEVELOPMENTAL/REMEDIAL EDUCATION.	123
34	HEALTH-RELATED KNOWLEDGE AND SKILLS.	24
36	LEISURE AND RECREATIONAL ACTIVITIES.	5
37	PERSONAL AWARENESS AND SELF-IMPROVEMENT.	1394
38	PHILOSOPHY AND RELIGIOUS STUDIES.	179
40	PHYSICAL SCIENCES.	1330
41	SCIENCE TECHNOLOGIES/TECHNICIANS.	145
42	PSYCHOLOGY.	951
43	HOMELAND SECURITY, LAW ENFORCEMENT, FIREFIGHTING AND RELATED PROTECTIVE SERVICES.	476
44	PUBLIC ADMINISTRATION AND SOCIAL SERVICE PROFESSIONS.	148
45	SOCIAL SCIENCES.	1234
46	CONSTRUCTION TRADES.	301
47	MECHANIC AND REPAIR TECHNOLOGIES/TECHNICIANS.	573
48	PRECISION PRODUCTION.	867
49	TRANSPORTATION AND MATERIALS MOVING.	23
50	VISUAL AND PERFORMING ARTS.	1736
51	HEALTH PROFESSIONS AND RELATED PROGRAMS.	1279
52	BUSINESS, MANAGEMENT, MARKETING, AND RELATED SUPPORT SERVICES.	998
54	HISTORY.	1094

Subject Area of Dual Credit Courses :

Spring 2017

13

CIP refers to Classification of Instructional Program, a federal classification system of courses by subject area

CIP Codes	Title	Enrollment
01	AGRICULTURE, AGRICULTURE OPERATIONS, AND RELATED SCIENCES.	493
03	NATURAL RESOURCES AND CONSERVATION.	101
04	ARCHITECTURE AND RELATED SERVICES.	37
05	AREA, ETHNIC, CULTURAL, GENDER, AND GROUP STUDIES.	104
09	COMMUNICATION, JOURNALISM, AND RELATED PROGRAMS.	522
10	COMMUNICATIONS TECHNOLOGIES/TECHNICIANS AND SUPPORT SERVICES.	222
11	COMPUTER AND INFORMATION SCIENCES AND SUPPORT SERVICES.	1398
12	PERSONAL AND CULINARY SERVICES.	363
13	EDUCATION.	568
14	ENGINEERING.	149
15	ENGINEERING TECHNOLOGIES AND ENGINEERING-RELATED FIELDS.	485
16	FOREIGN LANGUAGES, LITERATURES, AND LINGUISTICS.	1613
19	FAMILY AND CONSUMER SCIENCES/HUMAN SCIENCES.	154
22	LEGAL PROFESSIONS AND STUDIES.	25
23	ENGLISH LANGUAGE AND LITERATURE/LETTERS.	2208
24	LIBERAL ARTS AND SCIENCES, GENERAL STUDIES AND HUMANITIES.	948
26	BIOLOGICAL AND BIOMEDICAL SCIENCES.	1320
27	MATHEMATICS AND STATISTICS.	1964
28	MILITARY SCIENCE, LEADERSHIP AND OPERATIONAL ART.	1
30	MULTI/INTERDISCIPLINARY STUDIES.	339
31	PARKS, RECREATION, LEISURE, AND FITNESS STUDIES.	14
32	BASIC SKILLS AND DEVELOPMENTAL/REMEDIATION EDUCATION.	44
34	HEALTH-RELATED KNOWLEDGE AND SKILLS.	16
36	LEISURE AND RECREATIONAL ACTIVITIES.	19
37	PERSONAL AWARENESS AND SELF-IMPROVEMENT.	890
38	PHILOSOPHY AND RELIGIOUS STUDIES.	174
39	THEOLOGY AND RELIGIOUS VOCATIONS.	2
40	PHYSICAL SCIENCES.	1315
41	SCIENCE TECHNOLOGIES/TECHNICIANS.	113
42	PSYCHOLOGY.	1104
43	HOMELAND SECURITY, LAW ENFORCEMENT, FIREFIGHTING AND RELATED PROTECTIVE SERVICES.	452
44	PUBLIC ADMINISTRATION AND SOCIAL SERVICE PROFESSIONS.	74
45	SOCIAL SCIENCES.	1355
46	CONSTRUCTION TRADES.	206
47	MECHANIC AND REPAIR TECHNOLOGIES/TECHNICIANS.	434
48	PRECISION PRODUCTION.	740
49	TRANSPORTATION AND MATERIALS MOVING.	51
50	VISUAL AND PERFORMING ARTS.	1604
51	HEALTH PROFESSIONS AND RELATED PROGRAMS.	1610
52	BUSINESS, MANAGEMENT, MARKETING, AND RELATED SUPPORT SERVICES.	932
54	HISTORY.	953

Institutional Abbreviation

Abbreviation		Institution and Campus Name	
Institution	Campus	Institution	Campus
CCC		Clovis Community College	Main
CNM		Central New Mexico Community College	Main
ENMU		Eastern New Mexico University	Main
ENMU	RO	Eastern New Mexico University	Roswell Branch
ENMU	RU	Eastern New Mexico University	Ruidoso Center
LCC		Luna Community College	Main
MCC		Mesa lands Community College	Main
NMHU		New Mexico Highlands University	Main
NMIMT		New Mexico Institute of Mining & Tech	Main
NMJC		New Mexico Junior College	Main
NMSU		New Mexico State University	Main
NMSU	AL	New Mexico State University	Alamogordo Branch
NMSU	CA	New Mexico State University	Carlsbad Branch
NMSU	GA	New Mexico State University	Grants Branch
NMSU	DA	New Mexico State University	Dona Ana Branch
NNMC		Northern New Mexico College	Main
SFCC		Santa Fe Community College	Main
SJC		San Juan College	Main
UNM		University of New Mexico	Main
UNM	GR	University of New Mexico	Gallup Branch
UNM	LA	University of New Mexico	Los Alamos Branch
UNM	VA	University of New Mexico	Valencia Branch
UNM	TA	University of New Mexico	Taos Branch
WNMU		Western New Mexico University	Main
DINE		Dine College	Main
IAIA		Institute of American Indian Arts	Main
SIPI		Southwestern Indian Polytechnic Institute	Main
NTU		Navajo Technical University	Main