

# National Center for Education Statistics

## IPEDS Data Center

### The Santa Barbara and Ventura Colleges of Law at Ventura

<b>UnitID</b>	125037
<b>OPEID</b>	04250100
<b>Address</b>	4475 Market St, Ventura, CA, 93003
<b>Web Address</b>	<a href="http://www.collegesoflaw.edu">www.collegesoflaw.edu</a>

## Institution Characteristics

### General information: Academic year 2018-19

UnitID	125037
Name	The Santa Barbara and Ventura Colleges of Law at Ventura
City	Ventura
State	CA
Web Address	<a href="http://www.collegesoflaw.edu">www.collegesoflaw.edu</a>
OPEID	04250100
Title IV Institution	Participates in Title IV federal financial aid programs
Control	Private not-for-profit
Level	Four or more years
Institution Category	Degree-granting, graduate with no undergraduate degrees
Carnegie Classification	Special Focus Four-Year: Law Schools
Award levels	Master's degree Doctor's degree - professional practice
Religious Affiliation	Not applicable
Calendar System	Semester
Reporting Method	Student charges for full academic year and fall GR/SFA/retention rate cohort
Campus Setting	City: Midsize
Distance Learning	Offers graduate courses and/or programs

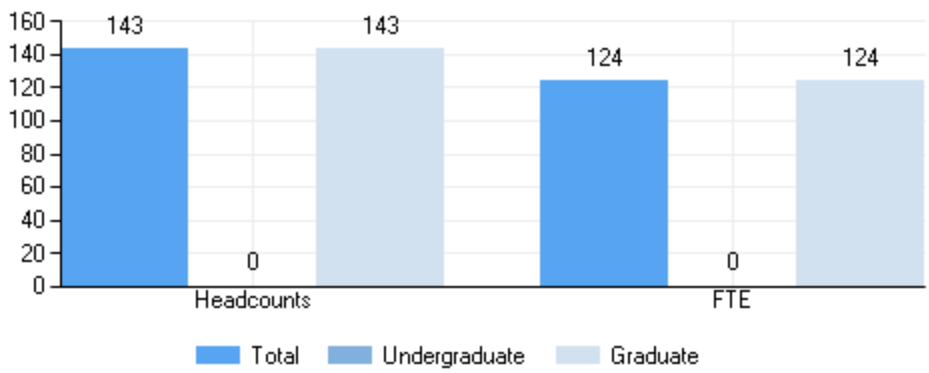
## Student Charges

### Typical tuition and required fees for full-time students: Academic year 2018-19

Level of student	Tuition and required fees
Undergraduate	
Graduate	
Doctor's professional practice	
Law	\$19,152

## Enrollment

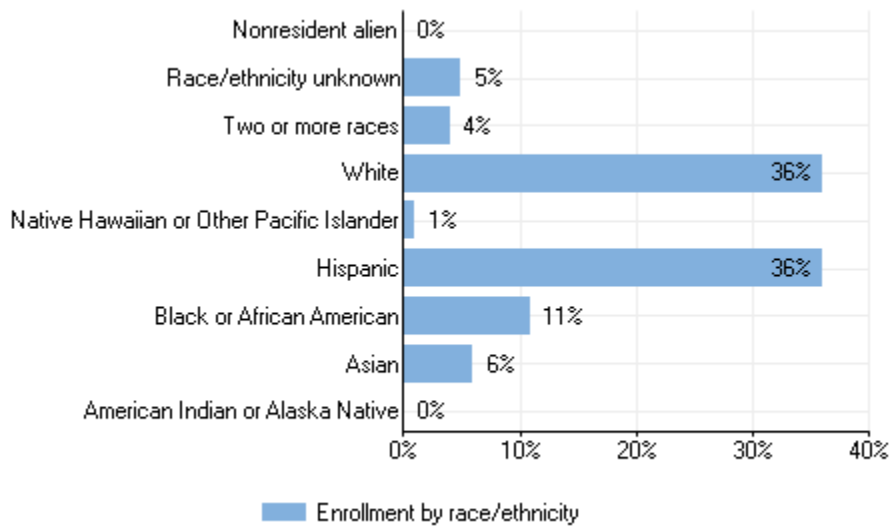
### Unduplicated 12-month headcount and total FTE, by student level: 2017-18



### Enrollment by gender, student level, and full- and part-time status: Fall 2018

	Total	Men	Women
All students	151	58	93
Graduate	151	58	93
Full-time students	100	33	67
Graduate	100	33	67
Part-time students	51	25	26
Graduate	51	25	26

### Percent of all students enrolled, by race/ethnicity: Fall 2018



### Enrollment by distance education: Fall 2018



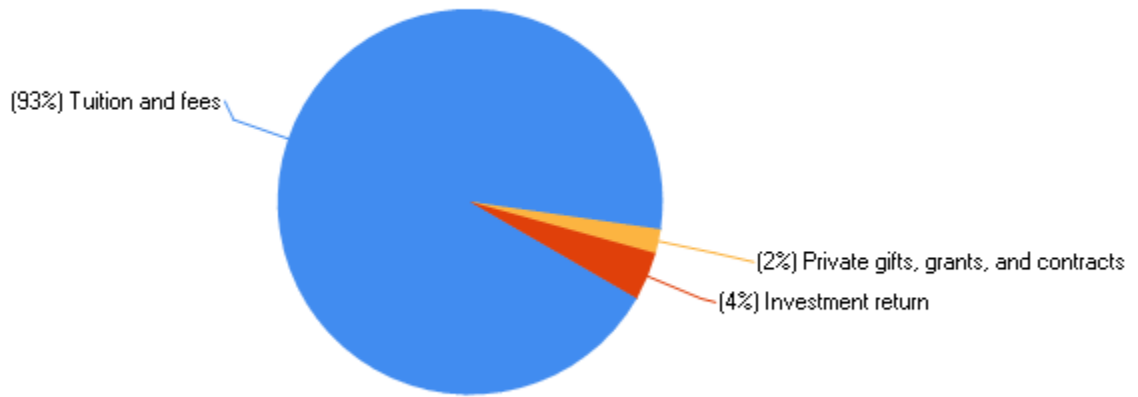
Nonresident alien 0 0 0 0 0 0 0 0

**Number of degrees and certificates awarded, by level and program: July 1, 2017 - June 30, 2018**

Program	Certificates Below Bachelor's	Certificates Above Bachelor's	Associate's	Bachelor's	Master's	Doctor's research/scholarship	Doctor's professional practice	Doctor's other
Grand total	-	-	-	-	4	-	17	-
Legal Professions and Studies	-	-	-	-	4	-	17	-

**Finance**

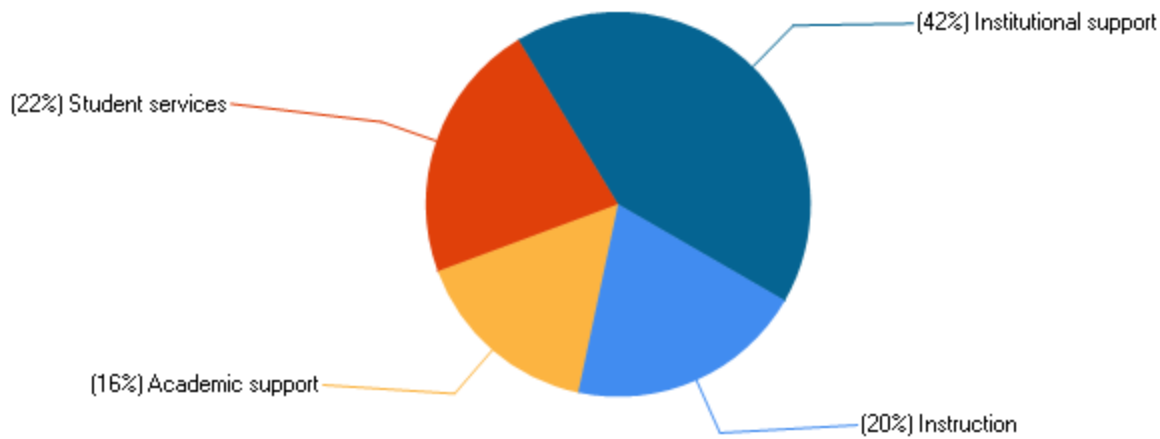
**Percent distribution of core revenues, by source: Fiscal year 2018**



**Core revenues per FTE enrollment, by source: Fiscal year 2018**

Tuition and fees	\$11,862
Government grants and contracts	\$0
Private gifts, grants, and contracts	\$319
Investment return	\$574
Other core revenues	\$5

**Percent distribution of core expenses, by function: Fiscal year 2018**



### Core expenses per FTE enrollment, by function: Fiscal year 2018

Instruction	\$2,450
Research	\$0
Public service	\$0
Academic support	\$1,907
Student services	\$2,695
Institutional support	\$5,036
Other core expenses	\$0

## Human Resources

### Number of full- and part-time staff and graduate assistants, by primary occupational category: Fall 2018

Occupational category	Total	Full-time	Part-time
<b>All staff</b>	18	6	12
Instructional Staff	11	0	11
Research	0	0	0
Public Service	0	0	0
Librarians, Curators, and Archivists	1	0	1
Archivists, Curators, and Museum Technicians	0	0	0
Librarians	0	0	0
Library Technicians	0	0	0
Student and Academic Affairs and Other Education Services	3	3	0
Management	3	3	0
Business and Financial Operations	0	0	0
Computer, Engineering, and Science	0	0	0
Community Service, Legal, Arts, and Media	0	0	0
Healthcare Practitioners and Technical	0	0	0
Service Occupations	0	0	0
Sales and Related Occupations	0	0	0
Office and Administrative Support	0	0	0
Natural Resources, Construction, and Maintenance	0	0	0
Production, Transportation, and Material Moving	0	0	0

### Number of full-time instructional, research, and public service staff, by tenure status: Fall 2018

	Total	Instructional Staff	Research	Public Service
Total	0	0	0	0
With faculty status	0	0	0	0
Tenured	0	0	0	0
On tenure track	0	0	0	0
Not on tenure track	0	0	0	0
Multi-year contract	0	0	0	0

Indefinite contract	0	0	0	0
Annual contract	0	0	0	0
Less-than annual contract	0	0	0	0
Without faculty status	0	0	0	0

## Academic Libraries

### Library collection by material type: Fiscal year 2018

